

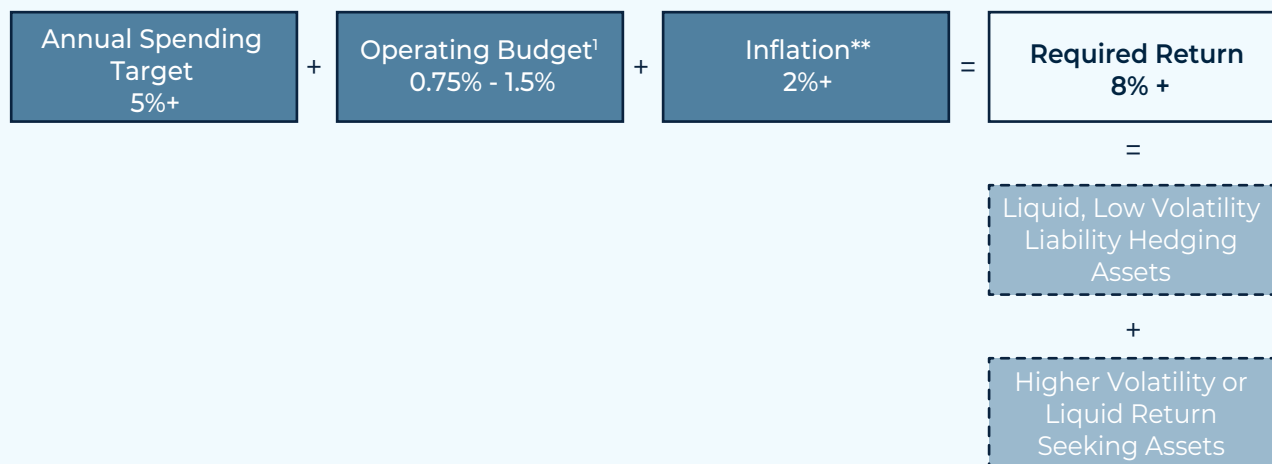
# The Disbursement Dilemma

## Bristol Gate as a Solution for Foundations

On August 9, 2022, Canada’s Department of Finance released draft legislation to enact certain sections of the 2022 federal budget. Included in these changes is the proposal to increase the disbursement quota rate to 5% (from 3.5%) for charities that have fiscal periods beginning on or after January 1, 2023. This change will require a review of a charity’s policies and procedures. In our view, this change will also require a critical re-examination of a charity’s asset allocation.

Foundations and Endowments seeking perpetuity or even intergenerational longevity are entering a new era of higher disbursements and in a current era of lower real returns. There is always an inherent conflict in developing an asset allocation for these pools of capital: the need to support the permanence of the organization via capital growth is hard to balance with support for reliable (and ideally growing) payouts. When a Foundation or Endowment is required to annually disburse 5% of fund assets and absorb an annual operational budget, what is the way forward?

### CONCEPTUAL RETURN VS SPENDING PROBLEM



<sup>1</sup> Source: [Endowment-Benefits-of-Working-with-Your-Community-Foundation.pdf](#)

<sup>2</sup> Target inflation rate of the Federal Market Open Committee and Bank of Canada

Appropriate asset allocation will be critical in avoiding the erosion of capital with the requirement of 6+% annual payouts. This conclusion is reached without considering the impact of inflation, which will lessen the impact of disbursements and principal over time.

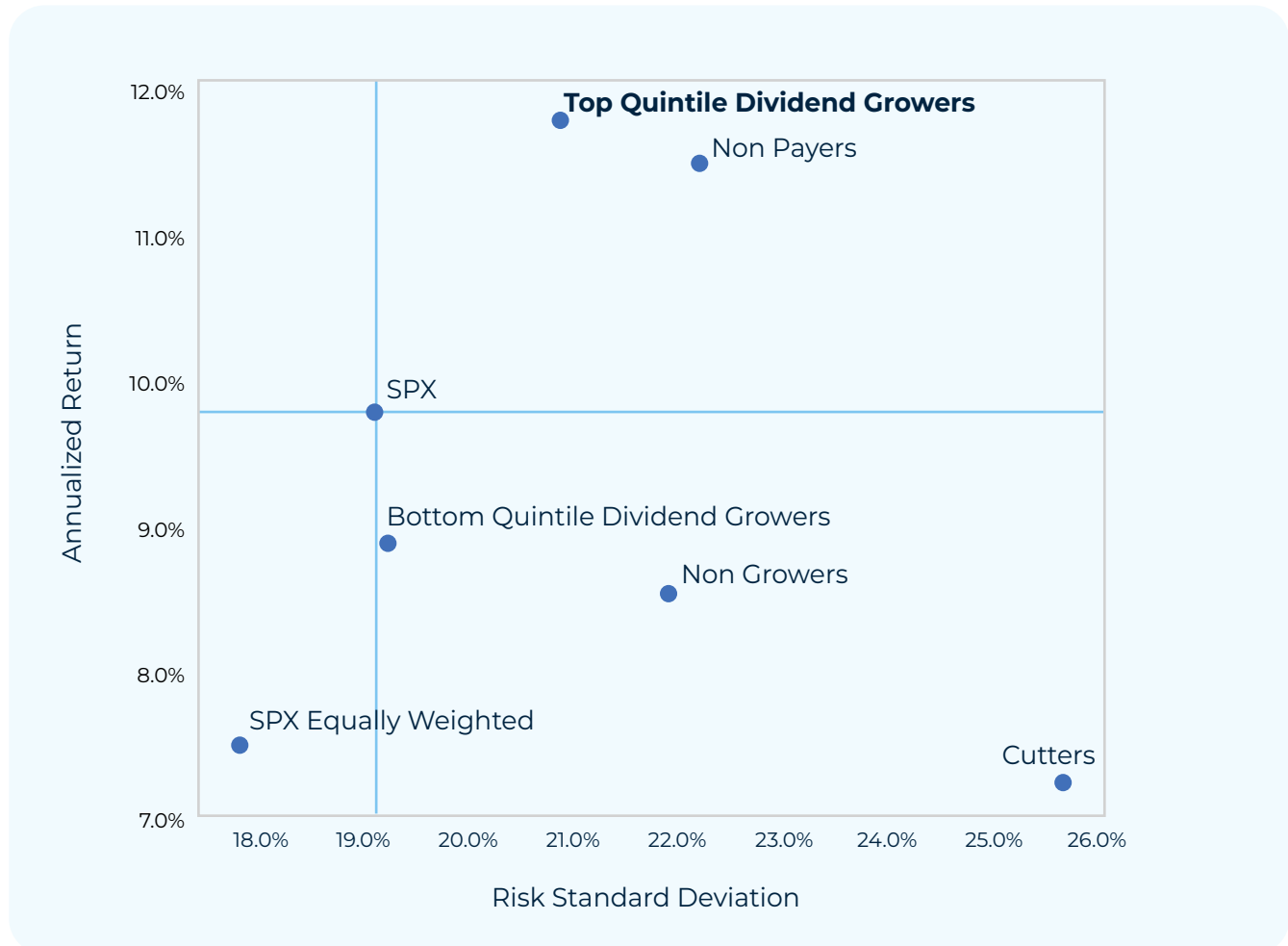
### ASSET CLASS RETURN, ANNUALIZED

NAME	TICKER	5YR	10YR	15YR
S&P 500	SPY	10.36	12.68	8.39
S&P 500 Growth	IVW	11.48	13.81	9.86
S&P 500 Value	IVE	8.08	10.72	6.31
Dividend Aristocrats	NOBL	10.25		
S&P/TSX Capped Composite	XIC	7.14	7.71	4.88
Canadian Growth	XCG	7.30	7.36	4.20
Canadian Value	XCV	7.13	8.05	5.65
S&P/TSX Canadian Dividend Aristocrats	CDZ	5.78	6.70	5.66
EAFE	EFA	-0.11	4.07	0.65
Emerging Markets	EEM	-3.74	0.16	-1.12
Commodities	DBC	10.13	-0.63	-0.75
1-3 Year Treasuries	SHY	0.41	0.45	1.16
7-10 Year Treasuries	IEF	-0.76	0.37	3.01
20+ Year Treasuries	TLT	-3.13	-0.19	3.35
Total Bond Market	BND	-0.53	0.71	2.55

Source: Morningstar in USD (unless noted otherwise) as of October 31, 2022

*Please see important disclaimers on pg. 5*

Historically, equity allocations in foundations have skewed towards high yielding and lower volatility strategies. While large dividends may have better short-term cash-flow matching capacity, a portfolio of companies with consistently superior dividend growth has been an efficient way of providing capital gains for investors over time and is an excellent complement to the more stable dividend and bond allocations:



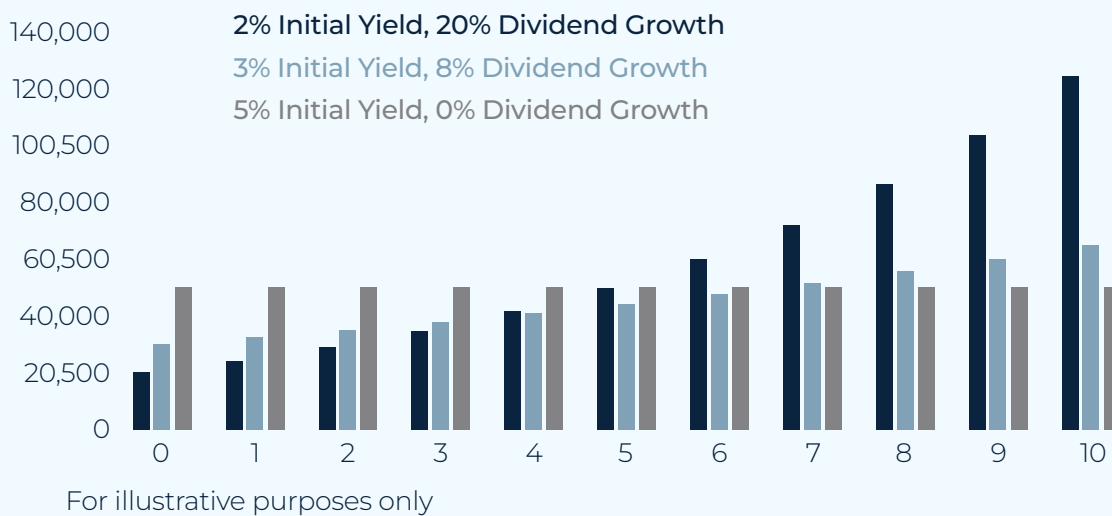
The chart above illustrates that if you had the foresight to invest in the best dividend growth stocks (“Top Quintile”) in the S&P 500 over the past 20 years then you would have the most attractive risk return profile. The 20-year period referenced is from Dec 31, 2001 to Dec 31, 2021 where each theoretical portfolio presented for the stated category was constructed from an equal weight basket of stocks selected from the S&P 500 universe and reconstituted annually. For illustrative purposes only. Past performance is not indicative of future results.

Source: Bristol Gate, Bloomberg, Dec 31, 2001-Dec 31, 2021, in USD

*Please see important disclaimers on pg. 5*

Growing yield on cost is an important factor in providing adequate income to liquidity-sensitive investors such as endowments and foundations. An investment that can grow its income and principal over time has the right characteristics for these new circumstances: (1) the ability to grow investors' income streams to meet spending targets and (2) the connected benefit of rising values, as stock prices historically tend to increase in the long term with increases in dividends. For these reasons, Bristol Gate's unique high dividend growth strategy fits well in the equity sleeves of foundations and endowments.

### ANNUAL DIVIDEND INCOME (\$1MM PORTFOLIO)



Bristol Gate's approach has consistently been focused on finding companies that can grow dividends substantially and has seen average annual dividend growth of 19.7% since inception. By focusing on a concentrated portfolio of high dividend growth companies, the strategy has realized an upside capture of 99.5% and a downside capture of 89.8% against its benchmark S&P500.

The change to the distribution requirements in 2022 forces charities to critically re-examine their investment strategies. Going forward, obtaining a higher investment return in what some see as a low-return world will be difficult. While conservative asset allocation and lower volatility strategies have worked well in, the hurdle to longevity has gone up and capturing the right kind of growth will help charities fulfil their ambitions. At Bristol Gate, we see our focus on quality companies and high dividend growth as part of the solution.

<sup>1</sup>As at October 31, 2022

*Please see important disclaimers on pg. 5*

### IMPORTANT DISCLOSURES

Disclaimer: This is presented for illustrative and discussion purposes only. It should not be considered as personal investment advice or an offer or solicitation to buy and/or sell securities and it does not consider unique objectives, constraints, or financial needs of the individual. Under no circumstances does this piece suggest that you should time the market in any way or make investment decisions based on the content. Investors are advised that their investments are not guaranteed, their values change frequently, and past performance may not be repeated. References to specific securities are presented to illustrate the application of our investment philosophy only, do not represent all of the securities purchased, sold or recommended for the portfolio, and it should not be assumed that investments in the securities identified were or will be profitable and should not be considered recommendations by Bristol Gate Capital Partners Inc. A full list of security holdings is available upon request. For more information contact Bristol Gate Capital Partners Inc. directly. The information contained in this piece is the opinion of Bristol Gate Capital Partners Inc. and/or its employees as of the date of the piece and is subject to change without notice. Every effort has been made to ensure accuracy in this piece at the time of publication; however, accuracy cannot be guaranteed. Market conditions may change and Bristol Gate Capital Partners Inc. accepts no responsibility for individual investment decisions arising from the use of or reliance on the information contained herein. We strongly recommend you consult with a financial advisor prior to making any investment decisions. Please refer to the Legal section of Bristol Gate's website for additional information at [www.bristolgate.com](http://www.bristolgate.com).

### A NOTE ABOUT FORWARD-LOOKING STATEMENTS

This report may contain forward-looking statements including, but not limited to, statements about the Bristol Gate strategies, risks, expected performance and condition. Forward-looking statements include statements that are predictive in nature, that depend upon or refer to future events and conditions or include words such as "may", "could", "would", "should", "expect", "anticipate", "intend", "plan", "believe", "estimate" and similar forward-looking expressions or negative versions thereof.

These forward-looking statements are subject to various risks, uncertainties and assumptions about the investment strategies, capital markets and economic factors, which could cause actual financial performance and expectations to differ materially from the anticipated performance or other expectations expressed. Economic factors include, but are not limited to, general economic, political and market factors in North America and internationally, interest and foreign exchange rates, global equity and capital markets, business competition, technological change, changes in government regulations, unexpected judicial or regulatory proceedings, and catastrophic events.

Readers are cautioned not to place undue reliance on forward-looking statements and consider the above-mentioned factors and other factors carefully before making any investment decisions. All opinions contained in forward-looking statements are subject to change without notice and are provided in good faith. Forward-looking statements are not guarantees of future performance, and actual results could differ materially from those expressed or implied in any forward-looking statements. Bristol Gate Capital Partners Inc. has no specific intention of updating any forward-looking statements whether as a result of new information, future events or otherwise, except as required by securities legislation.